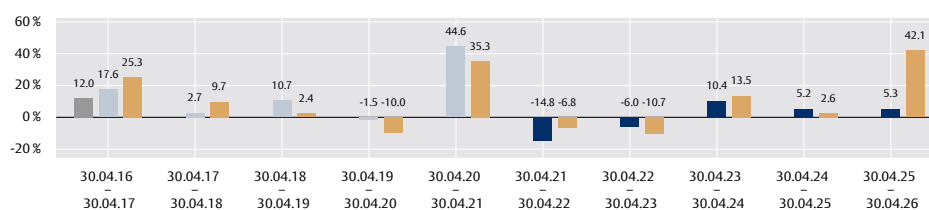


Flossbach von Storch - Global Emerging Markets Equities - IT

INVESTMENT STRATEGY

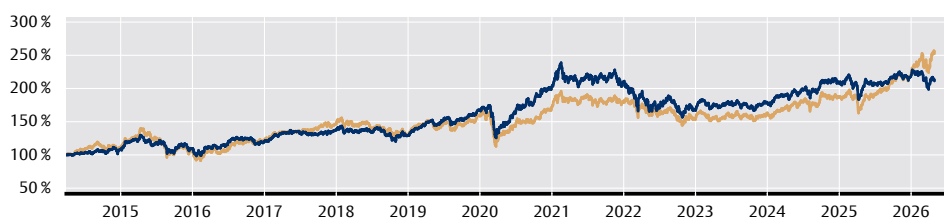
Flossbach von Storch - Global Emerging Markets Equities is a globally diversified equity fund with an active investment approach. Its investment focus is on high-growth, quality companies from emerging markets as well as first-class companies from industrialised nations that generate a significant portion of their sales in emerging markets. Decisive factors in the selection of individual securities are the sustainability of the business model, competitive advantages, the quality of the management, as well as high sales visibility and profit margin stability. In addition, factors such as the institutional framework conditions, monetary and fiscal policy, inflation rates and currency development of the respective country flow into the evaluation process. The goal is to generate sustainable positive returns. In principle, there are no restrictions on the size of the companies. Sufficient liquidity is a prerequisite. Other in-house valuation models include ESG questions, engagement, and voting. In addition, exclusion criteria defined within the framework of the Sub-Fund's investment policy are taken into account. The Sub-Fund is actively managed. The portfolio is composed by the fund manager exclusively in accordance with the criteria defined in the investment policy, reviewed regularly and adjusted if necessary. The performance of the Sub-Fund is compared using the MSCI Emerging Markets Daily Net Total Return Index as a benchmark. The Investment Manager is not linked to the Index at any time when making investment decisions and the portfolio composition. Therefore, the performance of the Sub-Fund may differ significantly from the benchmark shown. The Sub-Fund is categorized as an Article 8 product under the Disclosure Regulation (EU) 2019/2088 (SFDR). For detailed information on the objectives and investment policy, please refer to the most recent sales prospectus and the Key Information Document (PRIIP-KID).

ANNUAL PERFORMANCE IN EUR (IN %)²



■ Share class (net) in consideration with the maximum issue surcharge of 5 %
 ■ Share class (gross)
 ■ Share class (simulated)²
 ■ Reference index: MSCI Emerging Markets Daily Net TR EUR

PERFORMANCE IN EUR SINCE 31 MARCH 2014²



■ Share class (gross)
 ■ Reference index: MSCI Emerging Markets Daily Net TR EUR

ACCUMULATED PERFORMANCE IN EUR (GROSS, IN %)²

	1 month	2026 YTD*	2026 YTQ*	1 year	3 years	5 years	10 years	since 31.03.14
Share class	+6.4 %	-3.0 %	-8.8 %	+5.3 %	+22.3 %	-2.0 %	+86.5 %	+111.2 %
Reference index	+12.7 %	+14.7 %	+1.8 %	+42.1 %	+65.4 %	+37.7 %	+136.0 %	+152.3 %

ANNUALISED PERFORMANCE IN EUR (GROSS, IN %)²

	1 year	3 years	5 years	10 years
Share class	+5.3 %	+6.9 %	-0.4 %	+6.4 %
Reference index	+42.1 %	+18.2 %	+6.6 %	+9.0 %

Source: Depository and Flossbach von Storch, status: 30.04.26

EXPLANATORY NOTES REGARDING PERFORMANCE

Gross fund performance (BVI method) takes into account all costs incurred at fund level (for example, management fees), net fund performance also takes into account the subscription fee. Further costs may be charged individually at customer level (e.g. custody fees, commissions and other charges). Example calculation (net method): An investor wishes to buy shares with capital of €1,000. Based on a maximum subscription fee of 5%, € 50 will be deducted from their investment as a one-off initial charge. In addition, custody fees may also be applied, which will further reduce the investor's return. The level of custody fees can be found in your bank's schedule of fees and services. **Please refer to the cost details presented in this document to determine the maximum subscription fee for the share class of the sub-fund.** The reference index is merely informative. It does not constitute any obligation from the fund manager to track the index or achieve the same performance. **Past performance is not a reliable indicator of future performance.**

CATEGORY: EQUITIES

Data as per 30 April 2026

DE AT LU ADVERTISEMENT | Page 1 of 4

FUND DETAILS

Securities ID No. (WKN)	A2QQ09
ISIN	LU2312729846
Domicile	Luxembourg
SFDR Category	Article 8
Share class	IT
Fund currency	EUR
Share class currency	EUR
Launch date	15 March 2021
Financial year end	30 September
Income utilisation	Accumulating
Authorised for distribution	AT, CH, DE, ES, LI, LU
Fund type	UCITS / FCP
Fund assets	EUR 119.61 million
Redemption price	EUR 97.85
Minimum initial investment	EUR 1,000,000.00
Minimum subsequent investment	none
Costs ¹	
Ongoing charges	0.93 % p.a.
which includes a management fee of	0.72 % p.a.
Transaction costs	0.07855 % p.a.
Performance fee	none
Redemption fee	0.00 %
Exchange commission	up to 3.00 % (based on the unit value of the units to be purchased for the benefit of the relevant distributor)
Subscription fee	up to 5.00 %

MANAGEMENT COMPANY

Flossbach von Storch Invest S.A.
 2, rue Jean Monnet
 2180 Luxembourg, Luxembourg
www.fvsinvest.lu

DEPOSITARY

BNP PARIBAS, Succursale de Luxembourg
 60, avenue J.F. Kennedy, L-1855 Luxembourg, Luxembourg

¹ In addition to the management fee, the fund is charged further costs such as transfer agent fees, transaction costs, and various other charges. Further information about ongoing and one-off costs can be found in the key information document (PRIIP-KID), the sales prospectus, and the most recent annual report.

² Until 15 March 2021, the performance was simulated using the performance of the I share class (LU1012014905) of the Flossbach von Storch - Global Emerging Markets Equities sub-fund. Any differences in the remuneration structure were taken into account in the simulation. Both the I share class and the IT share class have the same investment policy.

* YTD: Most recent month-end performance since the beginning of the year
 YTQ: Performance since the beginning of the year to the end of the most recent quarter

Flossbach von Storch - Global Emerging Markets Equities - IT

TOP 10 HOLDINGS (IN %)

1. TAIWAN SEMICONDUCTOR ADR	10.15 %
2. SAMSUNG ELECTRONICS	7.45 %
3. HDFC BANK	6.41 %
4. MERCADOLIBRE	6.32 %
5. TENCENT HOLDINGS	5.98 %
6. AIA GROUP	4.66 %
7. NU HOLDINGS	4.62 %
8. ASML HOLDING	3.99 %
9. VISA - CLASS A	3.24 %
10. ALIBABA GROUP	2.88 %
Total	55.70 %

Source: Depository and Flossbach von Storch, status: 30.04.26

The portfolio currently contains 35 securities.

TOP SECTORS (IN %)

1. Financials	31.87 %
2. Information Technology	24.49 %
3. Consumer Discretionary	17.36 %
4. Communication Services	10.05 %
5. Consumer Staples	7.93 %
6. Industrials	5.36 %
7. Health Care	1.96 %
8. Materials	0.98 %

Source: Depository and Flossbach von Storch, status: 30.04.26

MORE FUNDS DATA

Cash	2.02 %
------	--------

Source: Depository and Flossbach von Storch, status: 30.04.26

TOP 10 COUNTRIES (IN %)

1. India	22.85 %
2. China	16.14 %
3. Taiwan	10.84 %
4. Hong Kong	8.42 %
5. Brazil	8.33 %
6. South Korea	7.59 %
7. Uruguay	6.45 %
8. USA	5.30 %
9. Netherlands	4.07 %
10. Mexico	3.64 %

Source: Depository and Flossbach von Storch, status: 30.04.26

MONTHLY COMMENTARY

April marked a remarkable turnaround: following the sharp sell-off in March, emerging market equities recovered significantly and, alongside the US S&P 500 equity index, reached new all-time highs. As a result, emerging economies clearly outperformed developed markets over the course of the month. This was driven less by any fundamental improvement and more by geopolitical easing: a ceasefire agreed between the United States and Iran at the beginning of April was sufficient to shift markets into a risk-on mode and significantly increase the implied probability of a reopening of the Strait of Hormuz. As expected, the biggest winners were the technology-heavy markets: South Korea and Taiwan benefited from strong earnings along the AI supply chains, driven by further increased investment plans from USA hyperscalers. Earnings revisions were correspondingly dramatic – for South Korea, EPS estimates for 2026 and 2027 were substantially raised. India and Brazil also made positive contributions, supported by robust growth and strong commodity exports to China. Mexico and South Africa remained comparatively unremarkable, whilst China continues to struggle with persistently weak domestic demand despite decent export growth. Capital flows stabilised somewhat following a weak March: emerging markets funds recorded net inflows, albeit almost exclusively via passive ETF vehicles. Active fund managers continued to see outflows, suggesting selective and tactical investor behaviour. Samsung Electronics benefited in April from the continued strong demand for AI memory chips. Investor confidence in the ongoing HBM supercycle was bolstered by the increased semiconductor investment plan. By 2026, more than USD 73 billion is set to be invested in HBM4 manufacturing, new foundry capacity and research and development activities. Shares in TSMC, the Taiwanese contract manufacturer of semiconductor products, also rose sharply. The company reported a profit increase of just under 60% for the first quarter, marking a record result – the fourth in a row; the AI tailwind driven by rising hyperscaler capital expenditure (Capex) boosted the share price. ASML exceeded expectations in the first quarter and raised its full-year forecast. The CEO highlighted investments in AI infrastructure as a key driver and emphasised that demand for chips is currently outstripping supply. Tencent lagged behind the broad emerging market rebound despite solid fundamentals, with its share price remaining well below its 52-week high. As quarterly results are not due until mid-May, there was a lack of fundamental price drivers in April – while investors shifted their capital into booming semiconductor stocks. Brazilian electric motor manufacturer WEG disappointed with a weak quarterly report: net profit fell by a single-digit percentage compared with the previous year and missed consensus expectations. This was due to a decline in the Brazilian solar business and the currency headwind on international revenues caused by the strong real. However, the long-term growth drivers appear to remain intact. South African drugstore and pharmacy chain operator Clicks is facing headwinds. In particular, the middle-income segment – the company's core target group – is currently being weighed down by the difficult consumer environment.

CATEGORY: EQUITIES

Data as per 30 April 2026

DE AT LU ADVERTISEMENT | Page 2 of 4

FUND MANAGEMENT



Michael Altintzoglou

Fund manager

at Flossbach von Storch since 2014.

Team Equity Portfoliomanagement

Deputy and operational collaboration is conducted through our Equity Portfolio-management Team.

AWARDS

Morningstar Rating™ overall*:



* Morningstar Rating™ overall: © (2026) Morningstar Inc. All rights reserved. The information contained herein: (1) is protected by copyright for Morningstar and / or its content providers; (2) may not be copied or distributed, and (3) is not guaranteed with regard to its accuracy, completeness, or timeliness. Neither Morningstar nor its content providers are liable for any damages or losses that may result from the use of this information. Ratings refer to the previous month.

For more information on Morningstar's ratings, please visit: Investment Research Methodology | Morningstar

The Morningstar Rating shown here is based on a so-called "Track Record Extension". This extension of the performance history implies that a back-calculation has taken place. The performance which is given dates back to before the launch of these sub-funds. The simulated performance corresponds to the methodology which is set out in the relevant Morningstar Extended Performance Methodology Paper. For more information please go to:

Track Record Extension | Glossary | Morningstar

status: 31.03.26

Flossbach von Storch - Global Emerging Markets Equities - IT

OPPORTUNITIES

- + These funds aim to exploit growth opportunities on global equity markets.
- + Investing in assets denominated in a foreign currency can have a positive impact on unit values as a result of exchange rate movements.
- + Derivatives can be used to increase potential yields.

RISKS

- Equity markets and thus also unit values can experience severe fluctuations in response to market developments. The result can be a fall in the trading price. ESG criteria can restrict the selection of target investments in terms of category and number, sometimes considerably.
- Investing in assets denominated in a foreign currency can have a negative impact on unit values as a result of exchange rate movements.
- Where used, derivatives can have a greater negative impact on the fund value than would be the case if the assets were acquired directly. This can affect the fund's risk profile and volatility (tendency for the price to fluctuate).
- Investments in emerging markets – in addition to the specific risks of the asset class itself – are particularly exposed to liquidity risk and general market risk.
- In emerging markets the legal and regulatory environment as well as accounting, auditing and reporting standards may also vary considerably from the levels and standards that are otherwise common internationally.
- Higher custody risk.
- There is a risk from the possible investment in Chinese A-Shares, including possible additional clearing and settlement risks, as well as legal, operational, and risks in the form of limitations to investment opportunities.

Please read the Prospectus and particularly the RISK WARNINGS section and the specific annex of the subfund to understand the risks and benefits of this product.

CATEGORY: EQUITIES
Data as per 30 April 2026

DE AT LU ADVERTISEMENT | Page 3 of 4

INVESTOR PROFILE

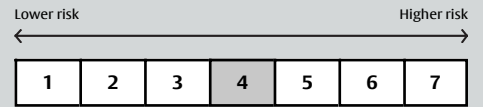
SPECULATIVE:

The fund is appropriate for speculative investors. Due to the composition of the net sub-fund assets, there is a very high degree of risk but also a very high degree of profit potential. The risks may consist in particular of currency risk, credit risk and price risk, as well as market interest rate risks.

INVESTMENT HORIZON:

Long-term: ≥ 5 years

RISK INDICATOR



The risk indicator assumes you keep the product for 5 years. The actual risk can vary significantly if you cash in at an early stage and you may get back less. The summary risk indicator is a guide to the level of risk of this product compared to other products. It shows how likely it is that the product will lose money because of movements in the markets or because we are not able to pay you. We have classified this product as 4 out of 7, which is a medium risk class. This rates the potential losses from future performance at a medium level, and poor market conditions could impact our capacity to pay you. Unusual market conditions could arise, for example, due to currency, creditworthiness, price, counterparty, liquidity and interest rate risks, as detailed in the sales prospectus.

Flossbach von Storch - Global Emerging Markets Equities - IT

LEGAL NOTICE

One of the purposes of this publication is to serve as advertising material.

This publication does not constitute an offer to sell, purchase or subscribe to securities or other assets. The information and estimates contained herein do not constitute investment, legal and/or tax advice or any other form of recommendation. In particular, this information is not a replacement for suitable investor and product-related advice and, if required, advice from legal and/or tax advisers. Detailed information about the fund(s) can be found in the sales prospectus as well as in the articles of association, management regulations or contract conditions, in conjunction with the latest respective audited annual report and semi-annual report, if the latter is published later than the most recent annual report. These documents form the sole binding basis for any purchase. The said documents and the Key Information Document (PRIIP-KID) are available free of charge in English and German (and, as required, further languages) from the respective management company or the custodian/depositary or from agents in those countries where the funds have been admitted for distribution. You can view the aforementioned documents at any time via <https://www.fvsinvest.lu/>. For the summary of investor rights in English with additional information regarding legal disputes, please refer to the website <https://www.fvsinvest.lu/investor-rights>. The management company may make any country-specific adjustments to the distribution authorisation, including the revocation of distribution regarding its investment funds.

The information contained and opinions expressed in this publication reflect the views of Flossbach von Storch at the time of publication and are subject to change without prior notice. Forward-looking statements reflect the judgement and future expectations of Flossbach von Storch. Actual performance and results may, however, differ materially from such expectations. All information has been compiled with care. However, no guarantee is given as to the accuracy and completeness of information and no liability is accepted. The value of any investment can fall as well as rise and you may not get back the amount you invested. In connection with the brokerage of fund units/shares, Flossbach von Storch and/or its distribution partners may receive reimbursements from costs charged to the fund by the management company in accordance with the relevant sales prospectus. The tax treatment of the investment depends on the investor's personal circumstances and may be subject to change. For more information please consult your professional tax adviser.

The units/shares issued by this fund may only be offered for purchase or sold in jurisdictions in which such offer or sale is permitted. Accordingly, the units/shares of this fund must not be offered for purchase or sold neither within the USA nor to or for the account of US citizens or US persons domiciled in the USA. Additionally, the units/shares issued by this fund must not be offered for purchase or sold to "US-Persons" and/ or entities, which are owned by one or more "US-Persons" based on the definitions set out in the "Foreign Account Tax Compliance Act (FATCA)". This publication and the information contained herein must not be distributed in the USA. The distribution and publication as well as the offer or sale of the fund's units/shares may also be subject to restrictions in other jurisdictions.

The latest net asset value (NAV) of the fund can be obtained from the management company's website.

Past performance is not a reliable indicator of future performance.

This publication is subject to copyright, trademark and intellectual property rights. The reproduction, distribution, making available for retrieval, or making available online (transfer to other websites) of the publication in whole or in part, in modified or unmodified form is only permitted with the prior written consent of Flossbach von Storch. If permission is granted, its scope must not be exceeded and attention must be paid to the origin of the duplicated material and to the rights of Flossbach von Storch.

The publication issued in German is legally binding. This English translation is only for the purpose of convenience.

A comprehensive glossary of topics and terms (in German) can also be found at <http://www.flossbachvonstorch.com/glossar/>.

© 2026 Flossbach von Storch. All rights reserved.

CATEGORY: EQUITIES
Data as per 30 April 2026

DE AT LU ADVERTISEMENT | Page 4 of 4

CONTACTS FOR INVESTORS

Sales and information agent in Germany

Flossbach von Storch SE
Ottoplatz 1, 50679 Cologne
Germany
Phone: +49. 221. 33 88-290
E-Mail: info@fvs.com
Web: www.flossbachvonstorch.de

Sales and information agent in Austria

Flossbach von Storch SE
Zweigniederlassung Österreich
(Austrian Branch)
Schottenring 2-6, 1010 Vienna
Austria
Phone: +43. 1. 253 70 18-0
E-Mail: info@fvs.com
Web: www.flossbachvonstorch.at

Paying agent in Austria

Erste Bank der oesterreichischen Sparkassen AG
("Erste Bank")
Am Belvedere 1, 1100 Vienna
Austria

Contact in Switzerland

Flossbach von Storch Invest S.A., Vertretung Zürich
Fraumünsterstrasse 21, 8001 Zurich
Switzerland
Phone: +41. 44. 21 73-700
E-Mail: info.ch@fvsag.com
Web: www.flossbachvonstorch.ch

Representative in Switzerland

FIRST INDEPENDENT FUND SERVICES AG
Feldeggstrasse 12, 8008 Zurich
Switzerland
Phone: +41. 44. 20 61-640
E-Mail: info@fifs.ch

Paying agent in Switzerland

Banque Cantonale de Genève
Quai de L'île 17, 1204 Geneva
Switzerland

Paying agent in Liechtenstein

VP Bank AG
Aeulestrasse 6, 9490 Vaduz
Liechtenstein